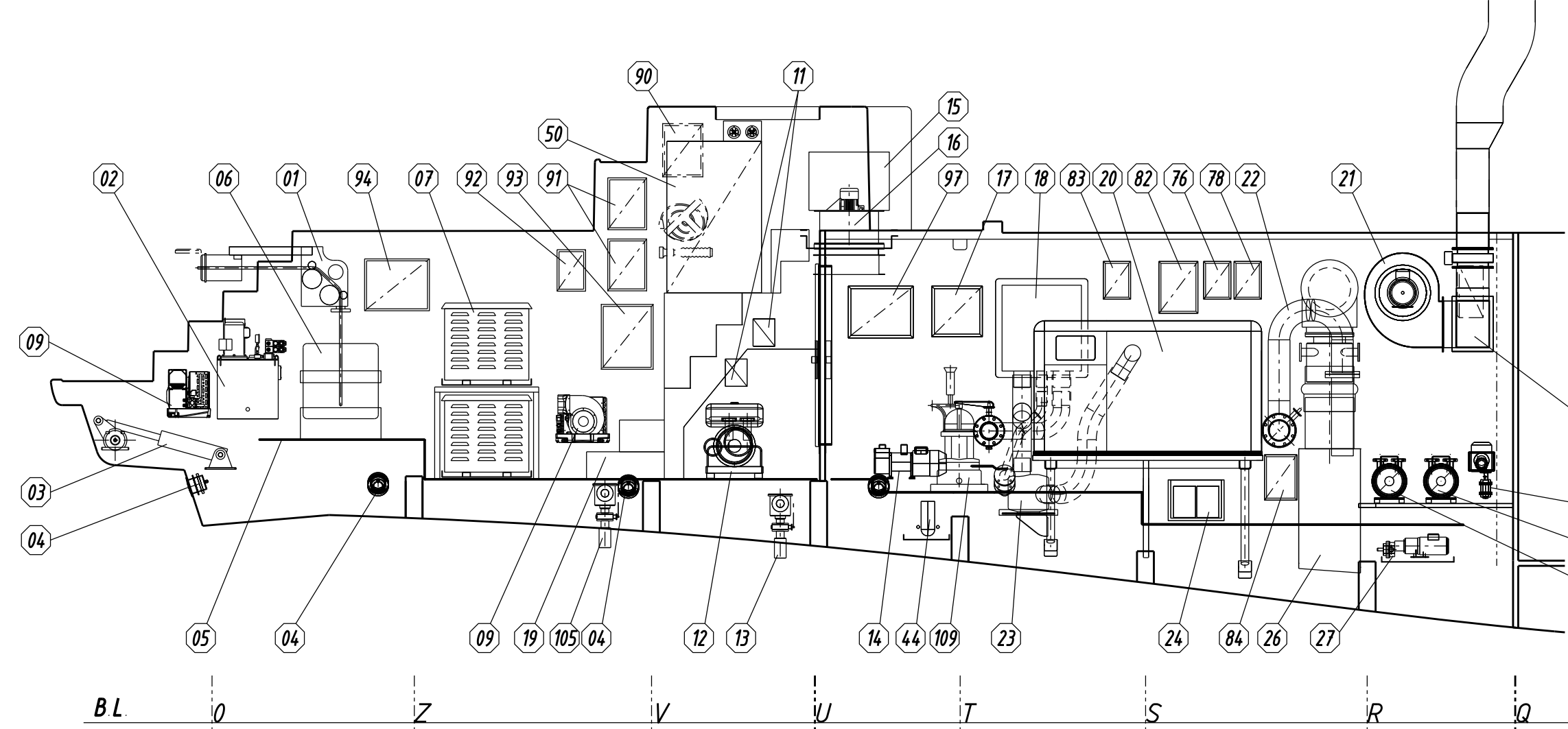
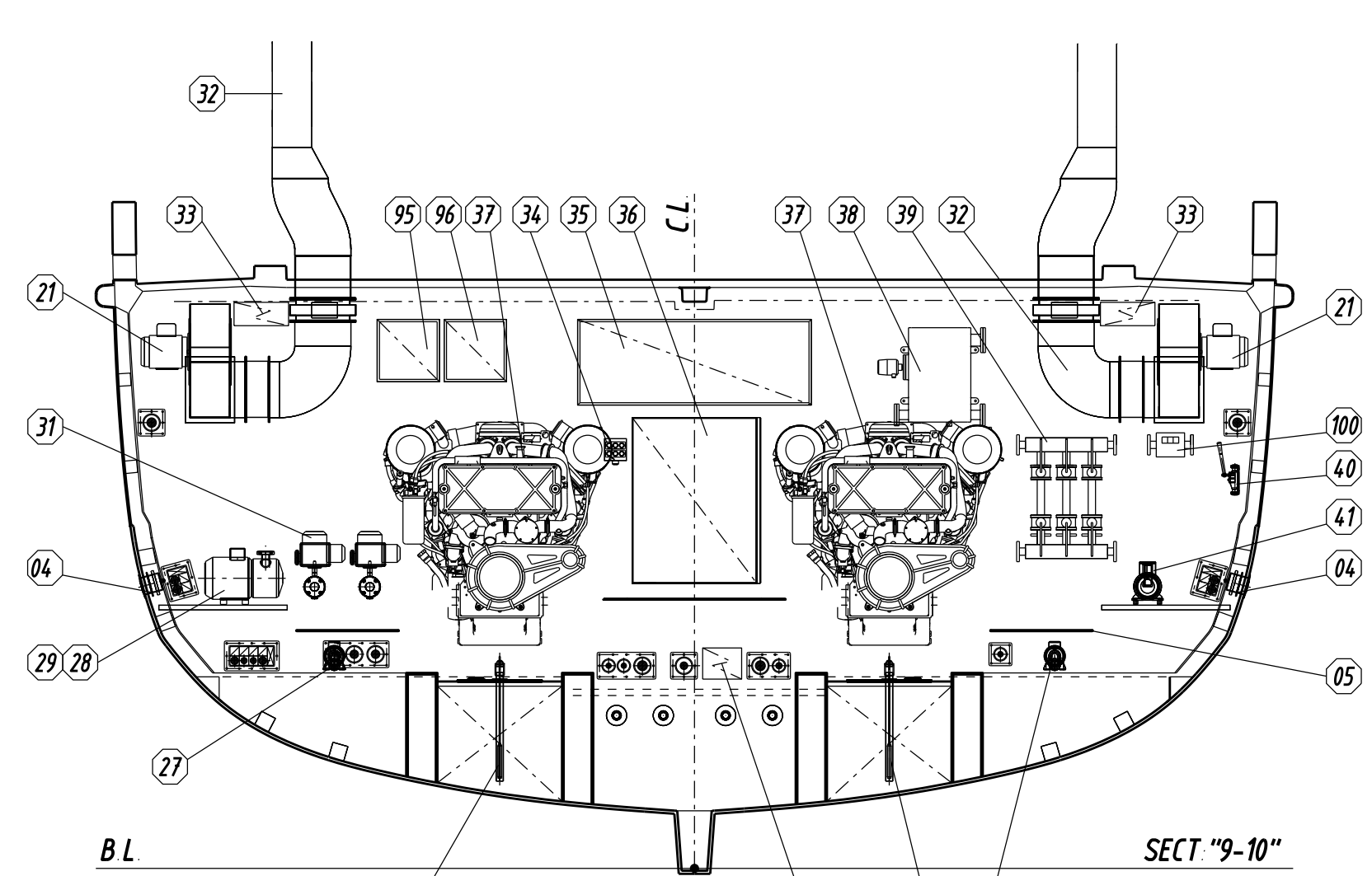


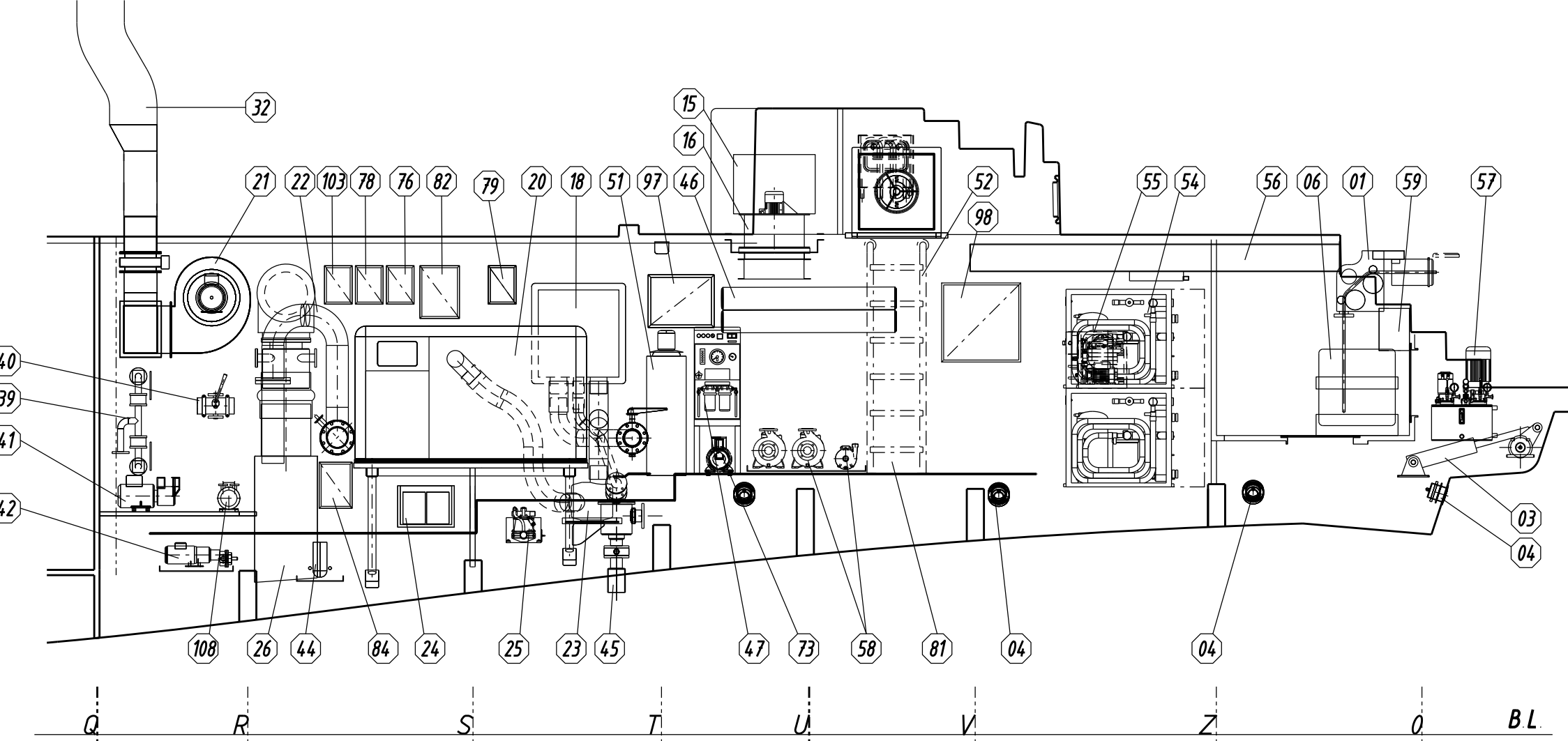
LONGITUDINAL SECTION ON PORT SHIP SIDE



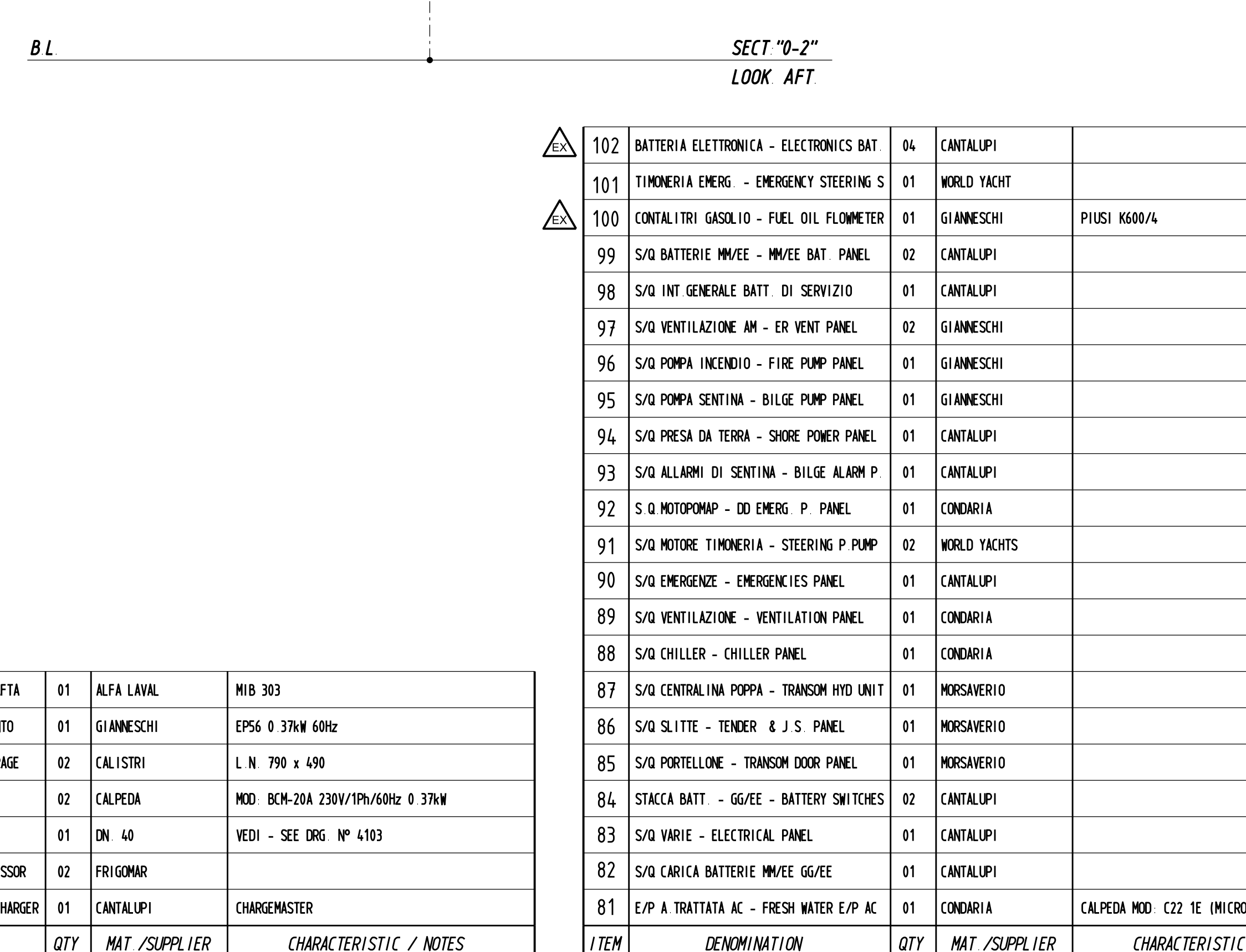
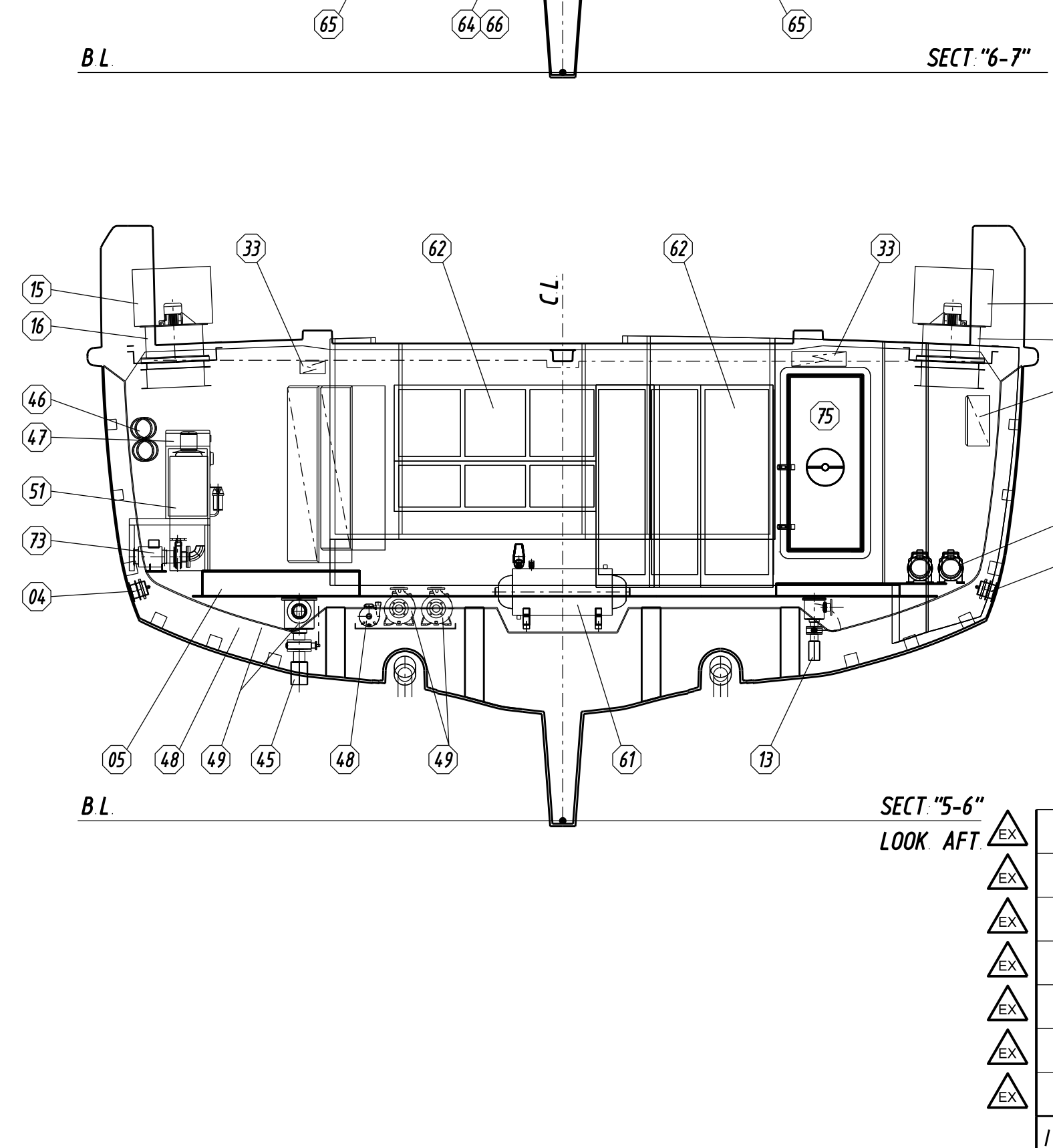
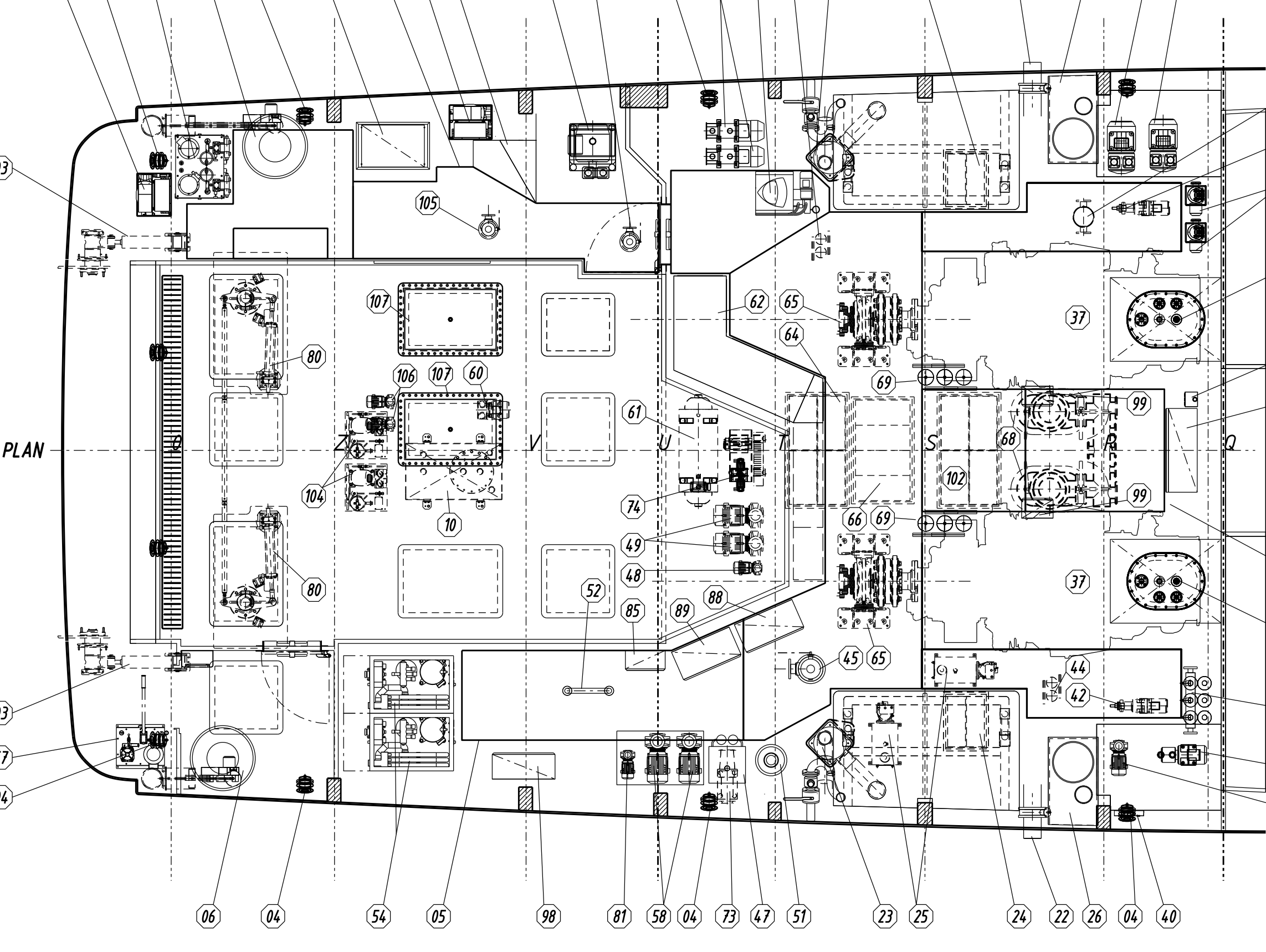
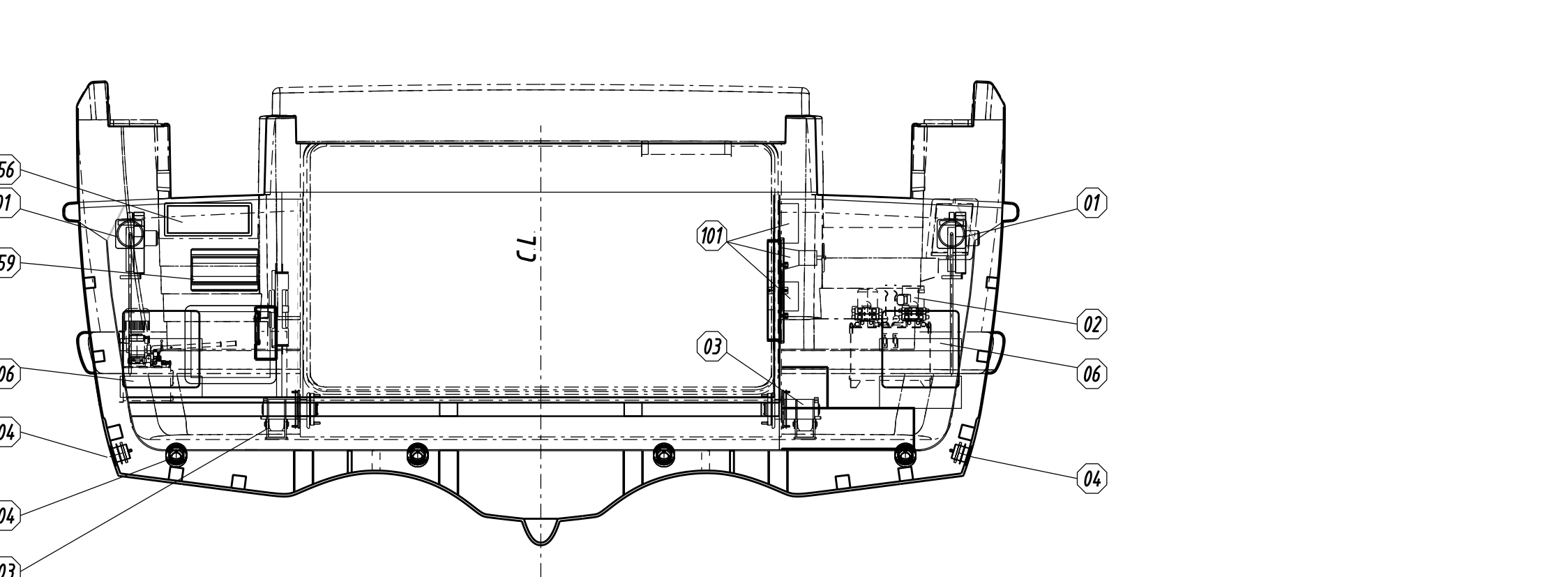
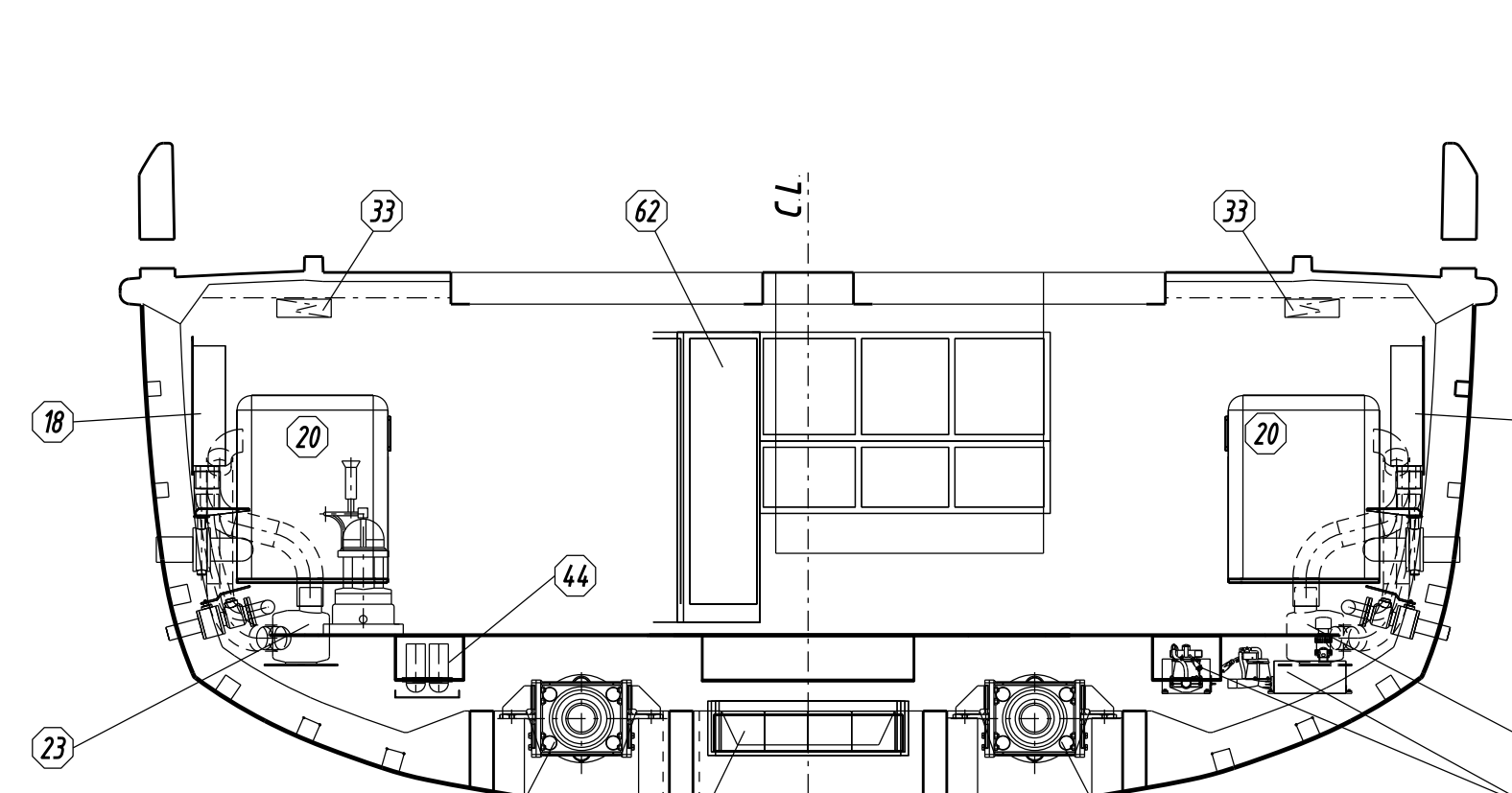
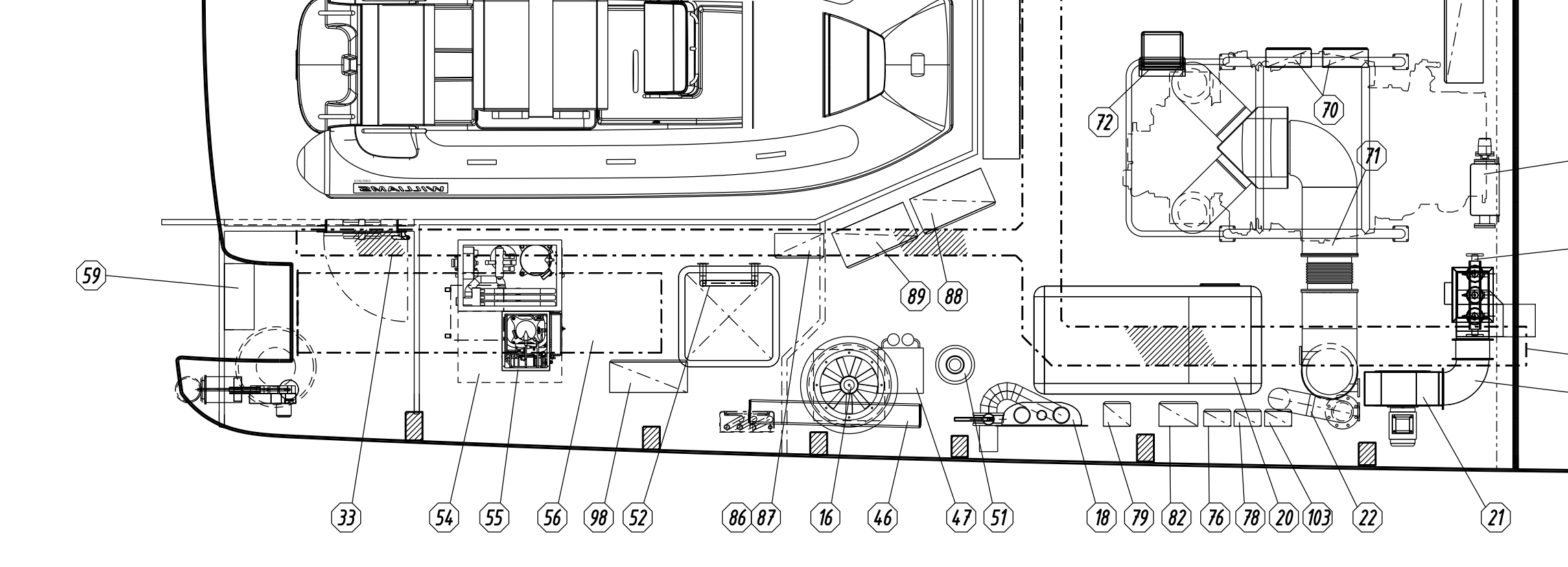
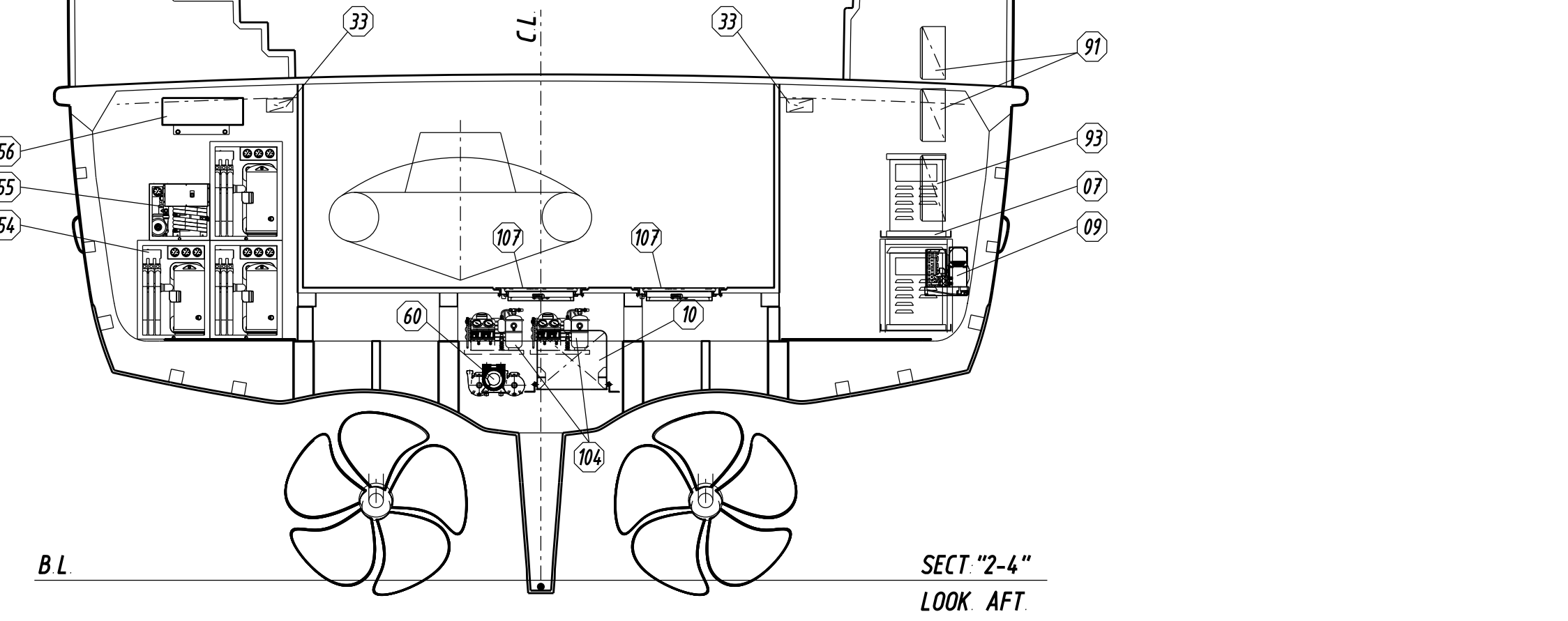
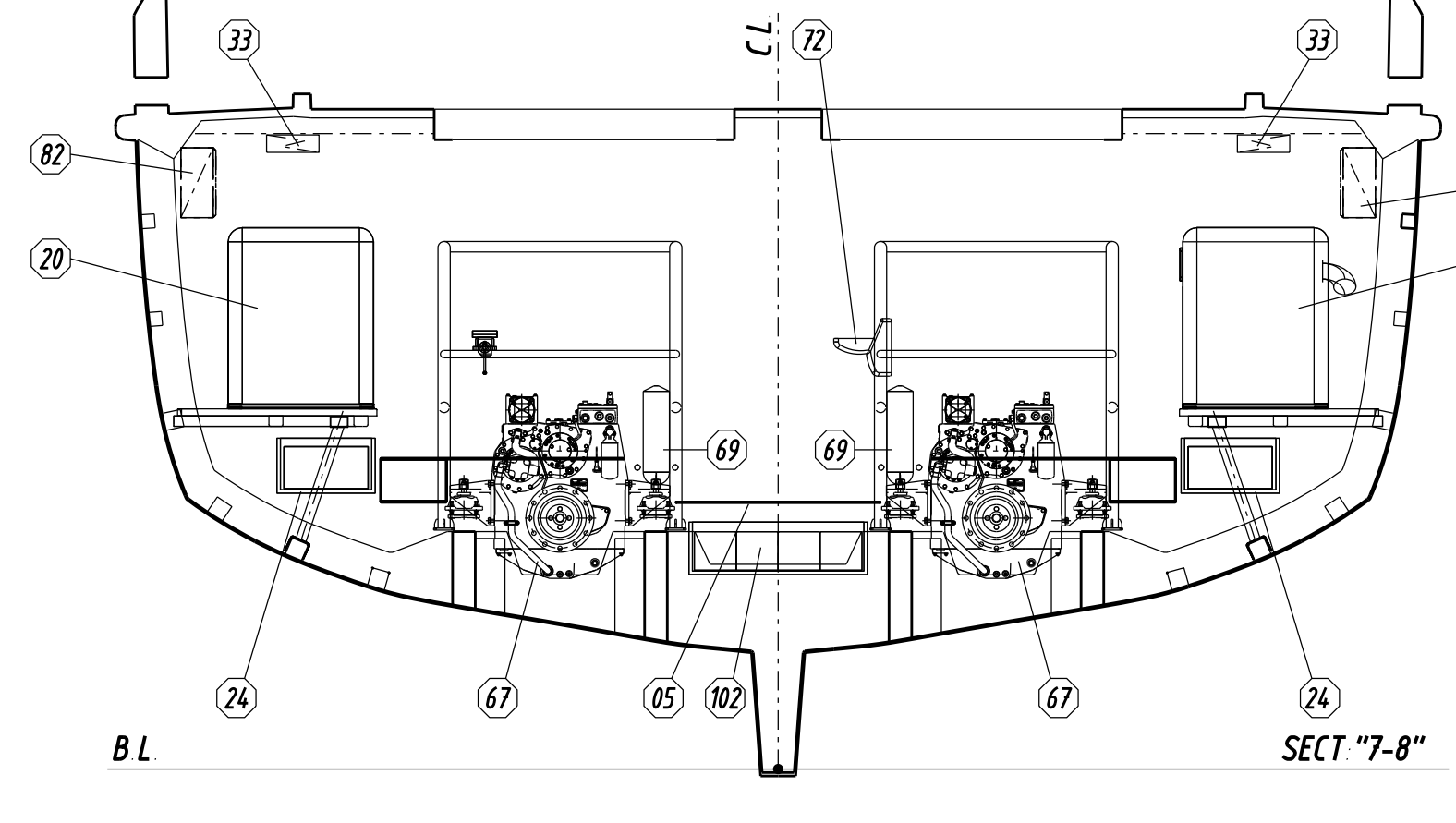
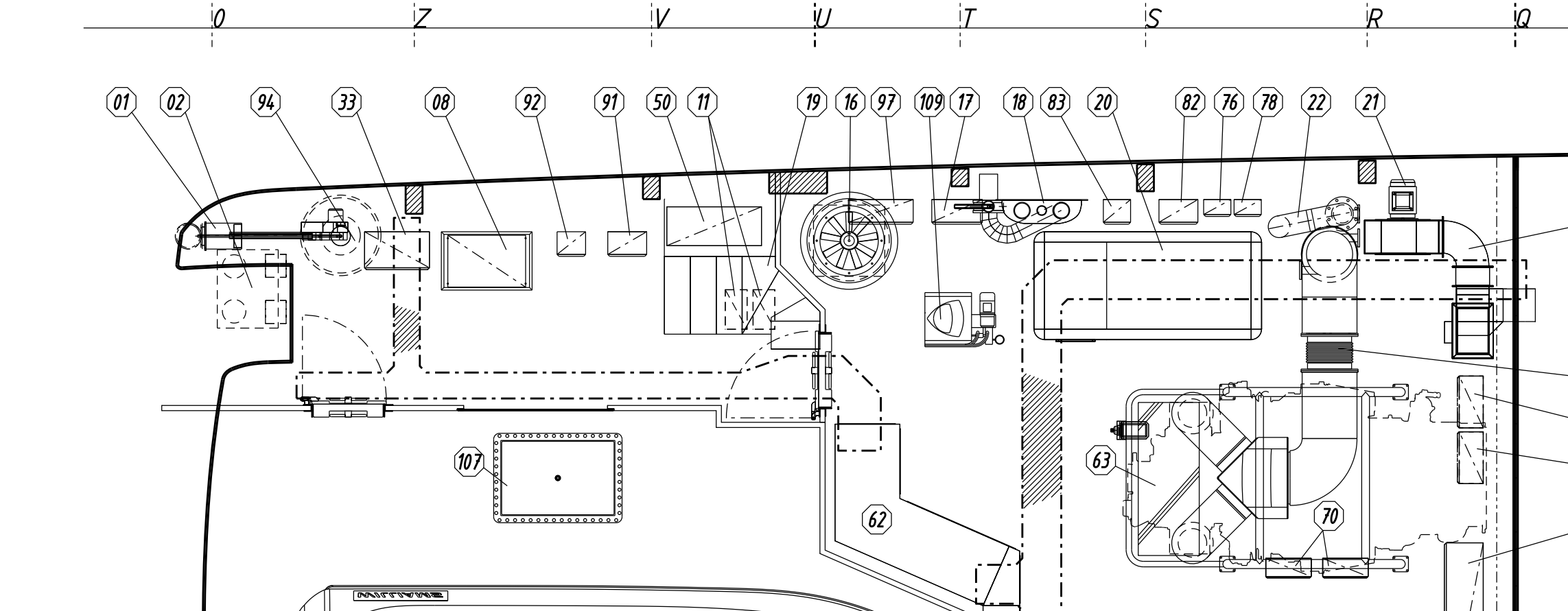
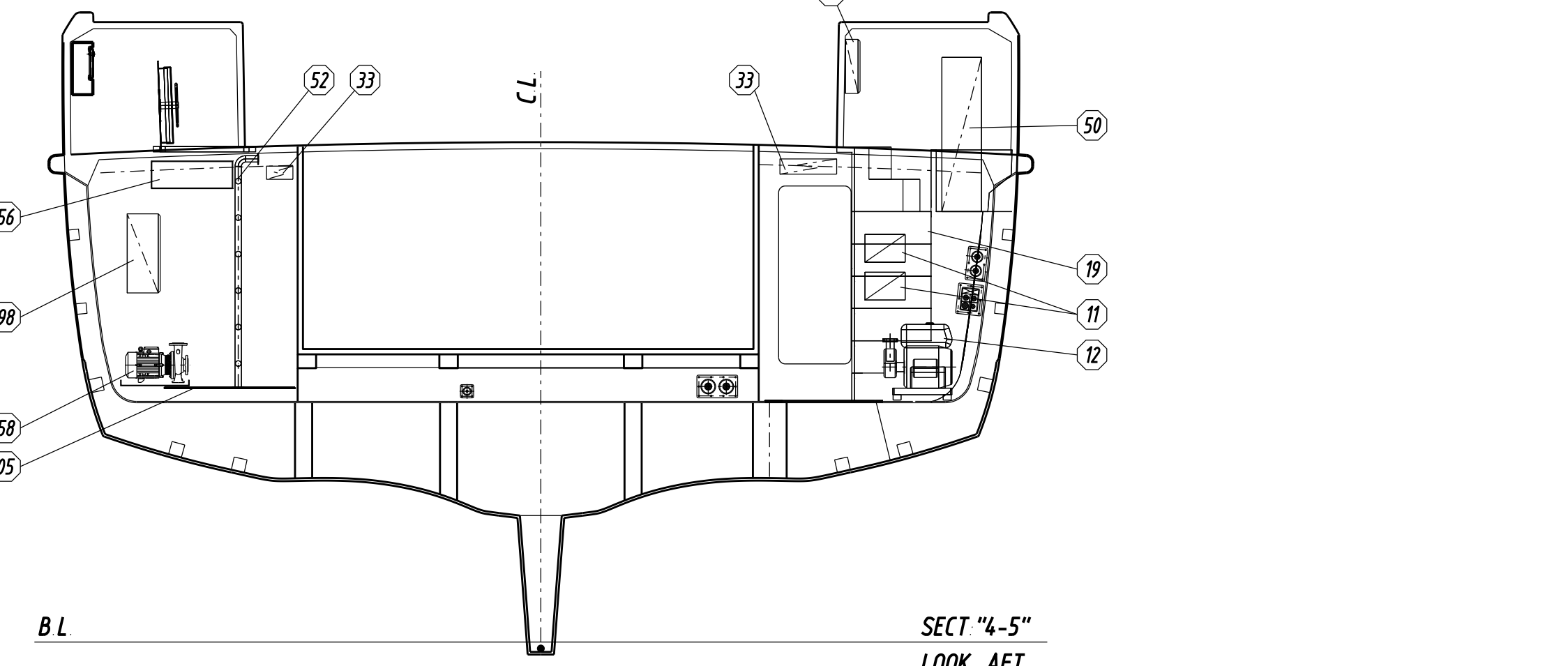
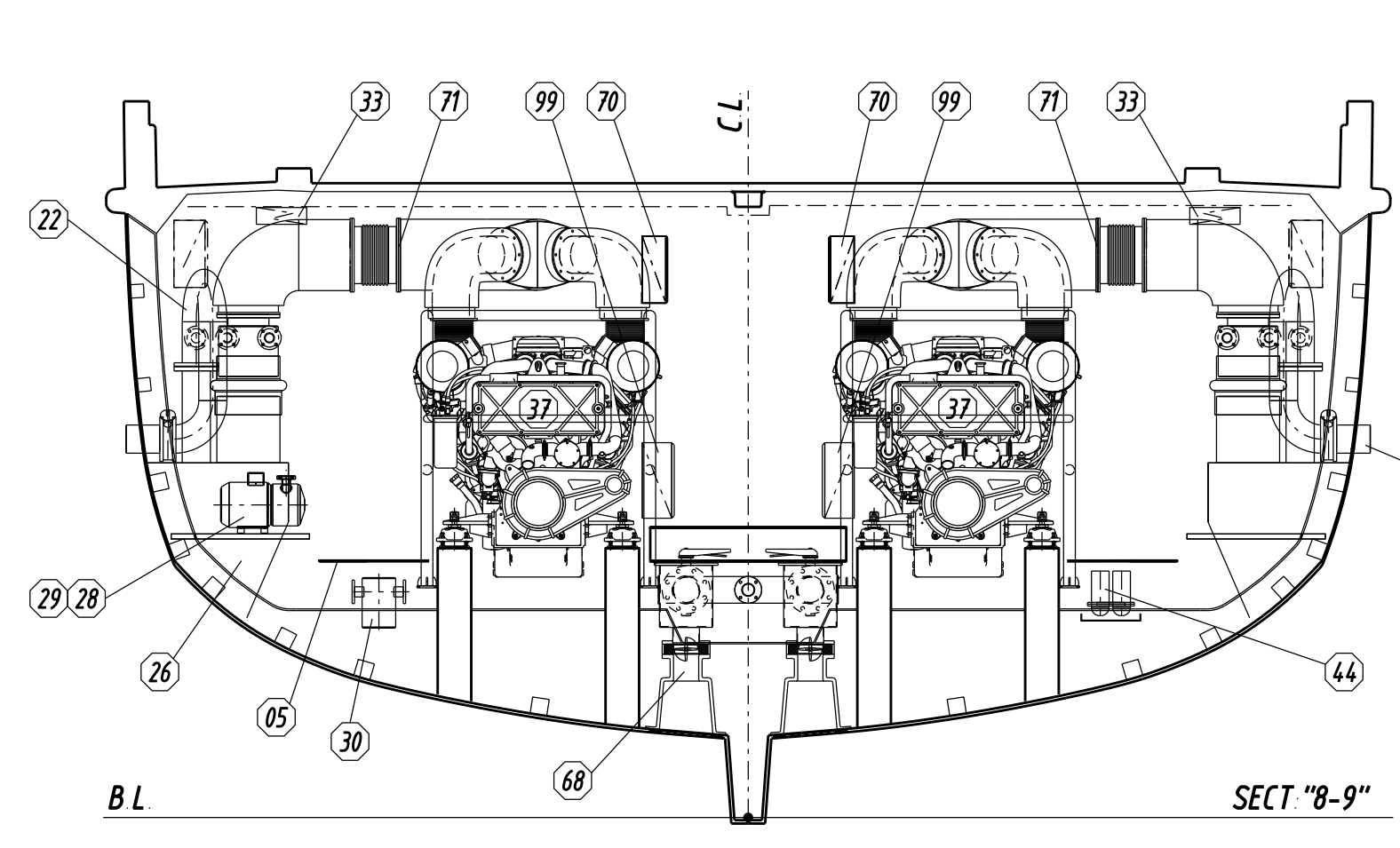
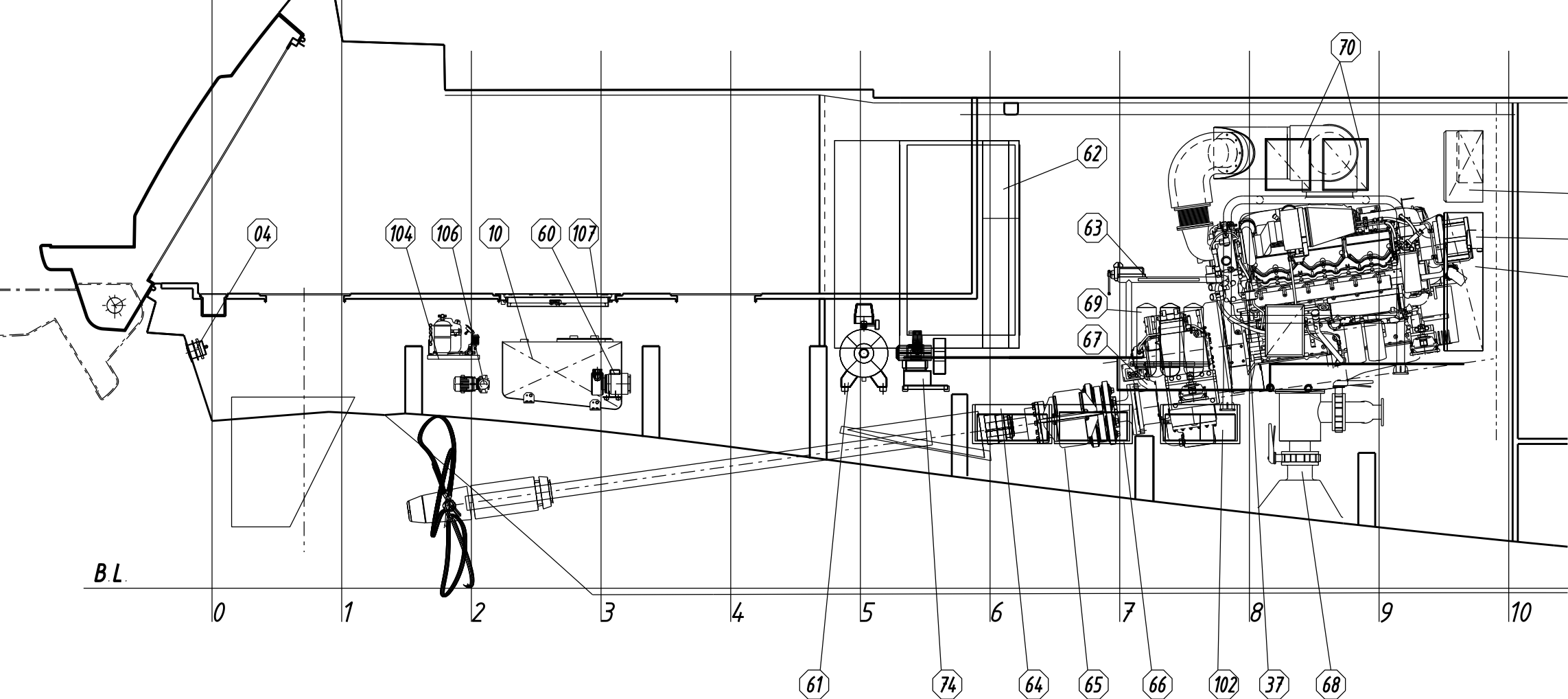
LONGITUDINAL SECTION ON STBD SHIP SIDE



LONGITUDINAL SECTION ON STBD SHIP SIDE



MIDSHIP LONGITUDINAL SECTION



ITEM	DENOMINATION	QTY	MAT./SUPPLIER	CHARACTERISTIC / NOTES
80	ATTUATORE TIMONI - RUDDER ACTUATOR	02	---	MOD
79	C BATT SERVIZIO-SERVICE BATTERY CHARGER	01	CANTALUPI	MASS 24/50
78	C BATT MM PP - M ENGINE BATTERY CHARGER	02	CANTALUPI	CHARGEMASTER 24/20
77	C BATT MOTORIPA-DRIV PUMP BATT CHARGER	01	CANTALUPI	CHARGEMASTER 12/25-3
76	C BATT GG EE - GEN-SET BATTERY CHARGER	02	CANTALUPI	CHARGEMASTER 24/20
75	PORTA ACCESSO S M - E R ENTRANCE DOOR	01	CALISTRI	---
74	GRUPPO COMPRESSORE - COMPRESSOR GROUP	01	GIANNESCHI	MOD 18 GK 1733030
73	E/P ALUM DISSALATORE - W MAKER FROOP	01	UDOMAR	---
72	LAVELLO ABBAFFIBILE - FOLDER BASIN	01	AISI-316	---
71	TUB SCARICO MM PP - M E EXHAUST PIPING	1-1	---	VEDI - SEE DRG. N°
70	S/O MOT PRINCIPALI - MAIN ENGINE PANELS	2-2	CAT	---
69	PREFILTRO MM PP - MM EE	02	RACOR	75/1000 3x
68	PRESA A MARE PRINC - MAIN SEA CHEST	02	DN 50	VEDI - SEE DRG. N° 4103
67	RIDUTTORE INVERTITORE - GEARBOX	02	ZF 3356	Rtr 4, 900 1
66	BATT AVV MOTORI - M E STARTING BATTERY	04	CANTALUPI	MOD C-20 H2B 12-200 AGM (12V 200Ah)
65	REGGISPINTA ASSE - SHAFT THRUST UNIT	02	KULKAN	MOD 1110 N-105-B-D
64	BATTERIE SERVIZIO - SERVICE BATTERY	04	CANTALUPI	MOD C-20 H2Y 12 EY2-230 (12V 230Ah)
63	BANCO DA LAVORO - WORK BENCH	01	---	---
62	QUADRO ELETTRICO - MAIN SWITCHBOARD	01	CANTALUPI	---
61	SERBATOIO COMPRESSORE - COMPRESSOR TANK	01	GIANNESCHI	MOD 17 GS 100 L1
60	E/P CASSA GARAGE-DRAIN PUMP GARAGE TANK	01	GIANNESCHI	MOD CP-32 EEDK
59	BLOCCO E/VALVOLE - SOLENOID VALVE GROUP	01	MOR SAVERIO	VEDI - SEE DRG. N°
58	E/P A TRATTATA AC - FRESH WATER E/P AC	02	CONDARIA	CALPEDA MOD MM4 168/A
57	CENTR GARAGE TENDER-GARAGE HYD UNIT	01	MOR SAVERIO	VEDI - SEE DRG. N°
56	PASSERELLA - GANGWAY	01	MOR SAVERIO	MOD 079 T 59011
55	MICRO WATER CHILLER A/C	01	CONDARIA	MOD 42
54	MAIN WATER CHILLER A/C	03	CONDARIA	MOD PCM-FCL 45001
53	---	---	---	---
52	SCALETTA EMERGENZA - EMERG LADDER	01	AISI-316	---
51	FILTRO A SABBIA - SAND FILTER	01	UDOMAR	---
50	CONTENITORE FM 200 - FM 200 BOX	01	---	DIM. 730x 300x 1170H
49	E/P A MARE A/C - A/C SEA W PUMP	02	CONDARIA	ITEM "PM1" e "PM2" ON CONDARIA DRG N° 5100
48	E/P A MARE A/C - A/C SEA W PUMP	01	CONDARIA	ITEM "PM3" ON CONDARIA DRG N° 5100
47	DISSALATORE - WATER MAKER	01	UDOMAR	MCJ VERT
46	MEMBRANE DISS - W MAK MEMBRANE	02	UDOMAR	x MOD. MC9
45	PRESA A MARE - SEA CHEST	01	DN 80	VEDI - SEE DRG. N° 4103
44	PREFILTRO GG EE - DD GG PREFILTER	02	RACOR	75/500 MAMP10 24227 L1/6
43	SONDE LIVELLO - LEVEL TRANSDUCER	02	VEGA ITALIA	VEDI - SEE DRG. N° BMSD 4200
42	E/P OLIO SPORCO - DIRTY OIL EL.PUMP	01	GIANNESCHI	MOD PQ-40
41	E/P TRAVASO G - F/O TRANSFER PUMP	01	GIANNESCHI	ACB-331
40	POMPA A MANO - HAND PUMP	01	GIANNESCHI	SL-2
39	COLLETORE GASOLIO - FUEL OIL MANIFOLD	01	AISI-304 POLISHED	VEDI - SEE DRG. N° 4100
38	COLLETORE SFUGO GASOLIO - FUEL VENT BOX	01	AISI-304 POLISHED	VEDI - SEE DRG. N° 18C-1921 2810
37	MOTORE PRINCIPALE - MAIN ENGINE	02	CAT	ACERT C12 1193M 033009PM
36	S/O STABILIZZ - STABILIZER MAIN MIDDLE	01	CMC	COD 1828 18-R1-V00
35	S/O LIVELLI E ALLARMI-ALARM LEVEL PANEL	01	CANTALUPI	---
34	PANM CONTROLLO STAB - CONTROL PANEL	01	CMC	COD 149 3X-1-V00
33	STRADA CAVI - CABLE WAY	A N	CANTALUPI	---
32	CONDOTTA ESTRAZIONE - EXTRACTION DUCT	1-1	---	VEDI - SEE DRG. N° 5001
31	ELETTROVALVOLA - ELECTRO ACTUATED VALVE	03	BRONZE / INOX	DN 50 PN 6 24V ACTUATOR IP-67 (1MP SENTINA)
30	FILTRO SENTINA - BILGE STRAINER	01	F 111 GUIDI	ART 1163 2" GAS
29	E/P INCENDIO - FIRE PUMP	01	GIANNESCHI	MOD ACB-531 C
28	E/P SENTINA - FIRE PUMP	01	GIANNESCHI	MOD ACB-531 C
27	E/P OLIO PULITO - CLEAN OIL EL.PUMP	01	GIANNESCHI	MOD PQ-40
26	CASSA STRUTT SCARICO-STRUCT EXH BOX	1-1	GRP	VEDI - SEE DRG. N°
25	CASSETTA A GRIGIE - GREY W TANK	03	JETS	INOX 18 L1
24	BATT AVV GG EE - DD GG START BATTERY	02	CANTALUPI	2x H2B12-150 12V-150Ah C20
23	VERNALIFT	5"	DRG N° 1500091	---
22	BY-PASS SCAR MM PP - EXHAUST BY-PASS ME	1-1	---	VEDI - SEE DRG. N°
21	ESTRATTORE ARIA - EXTRACTOR FAN	1-1	GIANNESCHI	MOD VCR-351/B SEE DRG N° 5001
20	GRUPPO ELETTROGENO - MAIN GENERATOR	02	KOHLER	80 kw EGDJ1 3F 60Hz
19	SCALA PRINCIPALE - MAIN STAIR	01	---	---
18	SEPARATORE FUMI - SMOKE SEPARATOR	02	CENTEK	5" DRG N° S-1020500
17	S/O MP VUOTO - VACUUM SYSTEM PANEL	01	JETS	---
16	VENTILATORE ASSIALE - AXIAL FAN	02	GIANNESCHI	ELL/MP 457-3 SEE DRG N° 5001
15	SILENZIATORE ARIA - AIR INLET SILENCER	02	GIANNESCHI	B6 450x450 SEE DRG N° 5001
14	E/P OPA VUOTO - VACUUM EL.PUMP	02	JETS	VACUUMATOR 15 Hb-D
13	PRESA A MARE - SEA CHEST	01	DN 50	VEDI - SEE DRG. N° 4108 e 4103
12	MOTOPOMPA EMERG - D O EMERG. PUMP	01	GIANNESCHI	MACB-531
11	BATTERIA AVV - STARTING BATTERY	01	CANTALUPI	FOR DIESEL DRIVEN EMERG PUMP
10	CASSA GARAGE - GARAGE DRAIN TANK	01	AISI-316 L	VEDI - SEE DRG. N° 4114
09	FAN - COIL	02	CONDARIA	MOD AP-8 VEDI - SEE DRG. CONDARIA N° 5100
08	---	---	---	---
07	TRASFORMATORE - TRANSFORMER	02	CANTALUPI	---
06	RACCOLTORE CAVO - CABLE TRAY	02	---	---
05	PAGLIOLATO - FLOOR	A N	LIGHT ALLOY	---
04	LUCI GENERALI - UNDER MAT FOOD LIGHT	01	CANTALUPI	MOD 160 2x40 W "LED"
03	ATTUAT PORTELLONE-TRANSOM DOOR ACTUATOR	02	---	VEDI - SEE DRG. N°
02	CENTR TIMONERIA - STEERING UNIT	01	---	---
01	ARROTATORE CAVO - CABLE GLENNING	02	CABLEMASTER	---

ITEM	DENOMINATION	QTY	MAT./SUPPLIER	CHARACTERISTIC / NOTES
109	FUEL OIL PURIFIER - DEPARATUR MEFA	01	ALFA LAVAL	MIB 303
108	REFUELING PUMP - POMPA RIFORNIMENTO	01	GIANNESCHI	EP56 Ø 37kW 60Hz
107	PORTELLO STANCO ACCESO FONDO GARAGE	02	CALISTRI	L N. 790 x 490
106	E/P CELLE FRIGO - FRIDGE EL.PUMP	02	CALPEDA	MOD BCM-204 230V/160Hz Ø 37kW
105	PRESA A MARE - SEA CHEST	01	DN 40	VEDI - SEE DRG. N° 4103
104	COMP. CELLE FRIGO - FRIDGE COMPRESSOR	02	FRIGOMAR	---
103	C BATT ALERTR - ELECTRONICS BAT CHARGER	01	CANTALUPI	CHARGEMASTER

ITEM	DENOMINATION	QTY	MAT./SUPPLIER	CHARACTERISTIC / NOTES
102	BATTERIA ELETTRONICA - ELECTRONICS BAT	04	CANTALUPI	---
101	TIMONERIA EMERG - EMERGENCY STEERING S	01	WORLD YACHT	---
100	CANTALUPI GASOLIO - FUEL OIL FLOMETER	01	GIANNESCHI	PIUSI K800/4
99	S/O BATTERIE MMEE - MMEE BAT. PANEL	02	CANTALUPI	---
98	S/O INT GENERALE BATT DI SERVIZIO	01	CANTALUPI	---
97	S/O VENTILAZIONE AM - ER VENT PANEL	02	GIANNESCHI	---
96	S/O POMPA INCENDIO - FIRE PUMP PANEL	01	GIANNESCHI	---
95	S/O POMPA SENTINA - BILGE PUMP PANEL	01	GIANNESCHI	---
94	S/O PRESA DA TERRA - SHORE POWER PANEL	01	CANTALUPI	---
93	S/O ALLARMI DI SENTINA - BILGE ALARM P	01	CANTALUPI	---
92	S O MOTORIPA - DD EMERG P. PANEL	01	CONDARIA	---
91	S/O MOTORE TIMONERIA - STEERING P PUMP	02	WORLD YACHTS	---
90	S/O EMERGENZE - EMERGENCES PANEL	01	CANTALUPI	---
89	S/O VENTILAZIONE - VENTILATION PANEL	01	CONDARIA	---
88	S/O CHILLER - CHILLER PANEL	01	CONDARIA	---
87	S/O CENTRAL INA PUMP - TRANSOM HYD UNIT	01	MORSAVERIO	---
86	S/O SLITTE - TENDER E J S. PANEL	01	MORSAVERIO	---
85	S/O PORTELLONE - TRANSOM DOOR PANEL	01	MORSAVERIO	---
84	STACCA BATT - GG/EE - BATTERY SWITCHES	02	CANTALUPI	---
83	S/O VARIE - ELECTRICAL PANEL	01	CANTALUPI	---
82	S/O CARICA BATTERIE MMEE GG/EE	01	CANTALUPI	---
81	E/P A TRATTATA AC - FRESH WATER E/P AC	01	CONDARIA	CALPEDA MOD C22 1E (MICROCHILLER)

MODIFICA DOVUTA A EXTRA COMMERCIALE  
CHANGE DUE TO EXTRA COMMERCIAL

Rev./Appr.	Data/Date	Descrizione/Modification/Description	Firma/Signature
02	17/01/2017	Aggiunto secondo portello paio garage ID107; Alfa Laval ID109; pompa rif. ID108. Tollo Jeteck.	L.Cabaddu
01	16/09/2016	Aggiunto entro celle figo - ID 104, 105, 106, 107	L.Cabaddu
00	30/04/2015	Prima emissione	L.Cabaddu

Rev./Appr. Data/Date Descrizione/Modification/Description Firma/Signature

Proprietario di AZIMUT-BENETI S.p.A. - Società a partecipazione paritetica tra il Gruppo Benetoni e il Gruppo Azimut. Il presente disegno non potrà essere utilizzato per la costruzione di altri prodotti analoghi senza l'autorizzazione scritta del proprietario. Il presente disegno non è vincolante e non è responsabile per la costruzione di altri prodotti analoghi senza l'autorizzazione scritta del proprietario. The drawing is for the reference only and is not intended to be used for the construction of other products without the written consent of the manufacturer. The drawing is not binding and is not responsible for the construction of other products without the written consent of the manufacturer.

1:40 R.L.Na.

**SISTEMAZIONE SALA MACCHINE**  
**ENGINE ROOM LAYOUT**

Modello/Code: BM002  
Scale/Scala: 4000  
Foglio/Sheet: 1/1  
Rev. No.: BM002\_4000\_02\_01\_01  
Date/Date: 17/01/2017

Disegnato/Drawn: TECHNICAL